



Tourism Statistics Summary

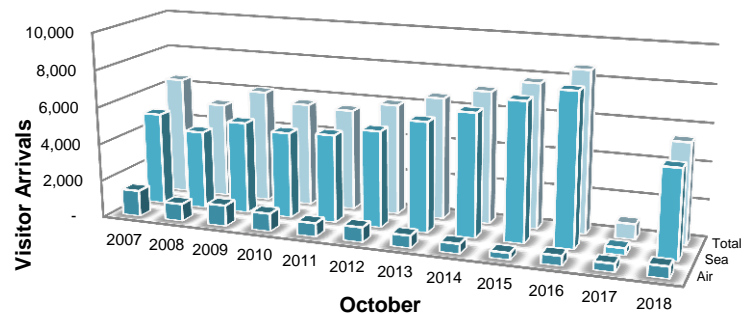
October 2018

OVERVIEW

October's visitor arrivals for 2018 totalled 5,355, an increase of 542.9% over its corresponding 2017 figure. This was the second increase for 2018 after that experienced in September 2018, which recorded an increase of 423.7% over its corresponding 2017 figure. October's 2018 total arrivals was also the highest increase for the year to date. Data as far back as 1993 for the month of October, (26 years), shows that this figure is the twentieth (20th) largest figure recorded, with the largest recorded in 1994 followed by 2016 with 8,770 and 8,635 respectively. It should be noted that October's figure may still be influenced by the effects and the recovery of the island after the passage of Hurricane Irma.

Both types of visitors; tourists (stay-overs) and excursionists (day-trippers), registered increases which contributed to this increase under review.

Of these visitors, 7.7% of the arrivals represented business travellers and the other 92.3% vacationers.



Visitor Arrivals, October 2007 - 2018

PASSENGER MOVEMENT

Passenger arrivals (including both residents and visitors) recorded an increase of 144.4% (7,346), up from October's 2017 figure of 3,006 passengers. Anguilla's inward passenger movement by sea continues to be the main mode of entry; as the seaports saw inward passengers of 5,814 (79.1%), of total passengers, of which the Blowing Point terminal accounted for 5,385 (92.6%) arrivals and the port at the Sandy Ground accounted for (429) 7.4% arrivals. Passenger arrivals at the Clayton J. Lloyd International Airport totalled 1,532 (20.9%) of total passengers.

Passenger departures also recorded an increase however at a higher rate with 293.6% relative to the same period in 2017, with 11,178 outbound passengers, compared to the recorded 2,840 in October 2017. Passenger departures via the seaports from Anguilla accounted for (9,975) 89.2%, of which 9,195 (92.2%) passengers left though the Blowing Point terminal and 780 (7.8%) passengers made their exit through the Sandy Ground port. The Clayton J. Lloyd International Airport facilitated 10.8% (1,203) of the total departures from Anguilla.

TOURISTS (Stay-Over Visitors)

October's tourist (stay-over) visitor arrivals to Anguilla recorded its second increase for the year 2018, after being affected by the passage of hurricane Irma. This period under review recorded an increase of 374.5%, with 2,858 total tourist arrivals compared to October's 2017 figure of 602 arrivals. This figure was recorded as the 6th highest figure for the month of October with data as far back as 1993, with the highest

recording being in 2016 with 3,246 arrivals.

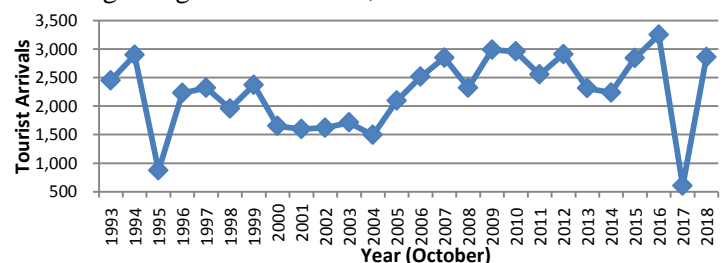


Figure 1: Tourist Arrivals, October 1993-2018

TOURISTS (Stay-Over Visitors) *continued*

The average intended length of stay of tourists in Anguilla for the period under review declined to 9.0 days compared to the 17.4 days in 2017 which may have been due to the passage of hurricane Irma. Most tourists; 34.9% intended to spend 1-3 days in Anguilla. 29.5% of tourists planned to stay 4-7 days, followed by 12.0% who scheduled to stay 8-15 days, 20.8% stated they intended to stay for 23 or more days and 2.8% intended to stay 16-22 days.

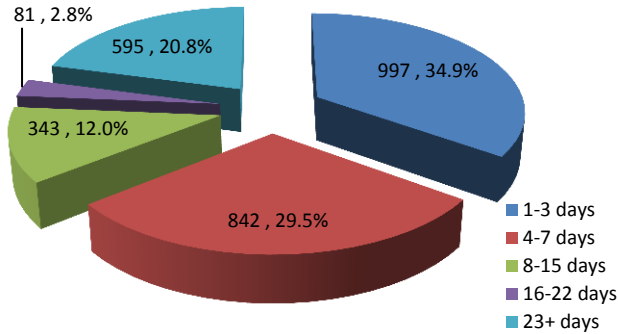


Figure 2: Tourist Arrivals by Length of Stay, October 2018

A review of the source markets for tourists visiting Anguilla during October 2018 showed that all source markets contributed to this recorded increase recording figures higher than 2017's arrivals. The largest increases were experienced in the 'Italian & French West Indies' markets with 1,700.0% and 1,076.5% respectively. The USA market, Anguilla's major source market recorded an increase of 422.8%, while holding a 37.7% share of the tourist arrivals.

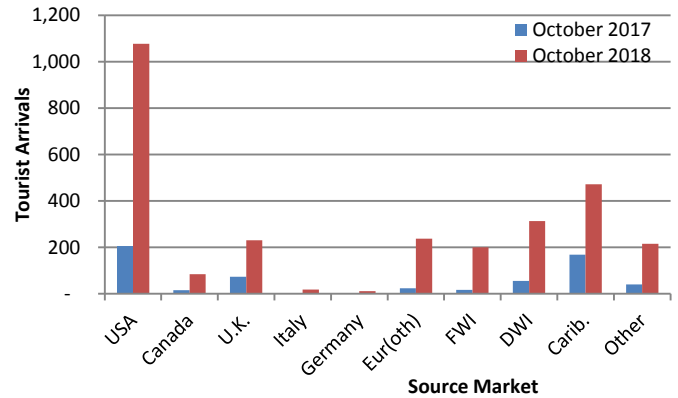


Figure 3: Tourist Arrivals by Country of Residence, October 2017 and 2018

EXCURSIONISTS (Day Trippers)

Excursionist arrivals for the month under review, October, recorded 2,497 arrivals with this figure being the 24th highest, based on data for October as far back as 1993. This figure when compared to the 231 arrivals in October 2017, the month directly after hurricane Most of Anguilla's excursionists are usually tourist visiting from St. Maarten/St. Martin who wish to 'experience' Anguilla. With the neighbouring islands' tourist arrivals still recovering, it is reasonable to expect that this type of visitor to Anguilla will continue to experience downward pressure.

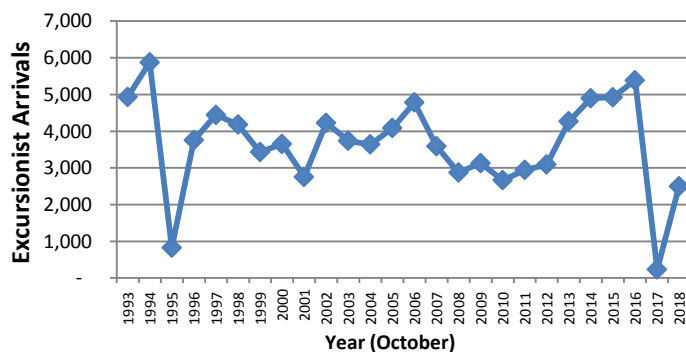


Figure 4: Excursionist Arrivals, October 1993 - 2018

Anguilla's day-trippers source markets showed increases in all the markets, contributing to the increase experienced in excursionist arrivals this month. The largest increases were recorded in the 'U.K. and USA' markets with 3,150.0% and 2,377.8% respectively. Anguilla's main excursionist source market the USA, held a share of 35.7% of the excursionists' market.

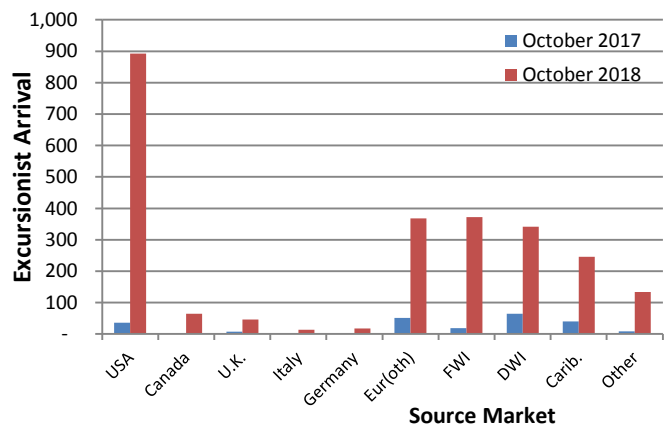


Figure 5: Excursionist Arrivals by Country of Residence, October 2017 and 2018

This report, along with other Tourism Data, is available at the Government of Anguilla Statistics Department's website: <http://gov.ai/statistics/tourism.htm>

ANGUILLA STATISTICS DEPARTMENT
 P.O.BOX 60 | THE VALLEY | ANGUILLA
 BRITISH WEST INDIES
 Telephone: + (264) 497-5731 | Fax: + (264) 497-3986
 Email: statistics@gov.ai

'Sound Statistics for Sustainable Development' -